


VALLEY METRO


Coloring Book



FUN COLORING SHEETS FOR EVERYONE





Hello Transit Buddy!



Have fun learning about your
bus and light rail system. ★

Inside you will find
safety tips and
coloring sheets for
learning at home.



I'm a Transit Buddy.
This is my coloring book.

Your name

[Is This the Bus for Us?...3](#)

[Pedestrian Safety...4](#)

[Safety at the Bus Stop...5](#)

[Safety at the Light Rail Station...6](#)

[Safety on the Bus...7](#)


[Safety on the Rail...8](#)

[Kindness on Bus & Light Rail...9](#)

[Get Off at Your Bus Stop...10](#)

[Get Off at Your Light Rail Station...11](#)

Is This the Bus for Us?



The first step to a successful transit ride is to plan your trip on the bus and light rail before you go. Remember to be safe and always ask your mom, dad or another grown-up to help you.




Call Valley Metro customer service at 602.253.5000

Go to valleymetro.org

Valley Metro how can I help you?

Metro Man, I use the Valley Metro transit book

Metro Mia, I use Google maps

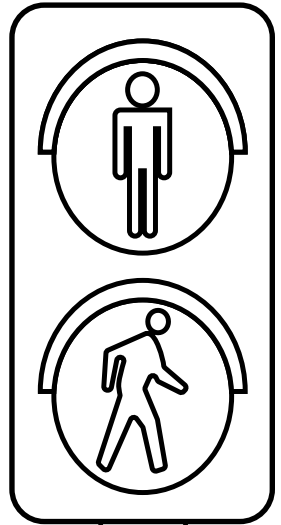



Pedestrian Safety




- **Cross at street corners, using traffic signals and crosswalk**
- **Look left, right and left again before crossing the street**


Hi!
I'm Metro Man here to remind you that kids younger than 10 years old should always cross the street with an adult.



Be aware of your surroundings.
Stay Safe.





Safety at the Bus Stop

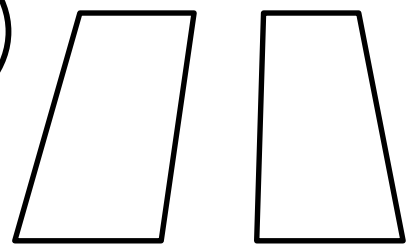


- Be at the bus stop 5 minutes before it arrives
- Wait in the Safe Zone
- Never run for the bus
- Make sure the operator sees you
- Have your fare ready


My friend Metro Mia and me would like to share safety tips with all transit riders. Safety is a responsibility we all share!



The Safe Zone is 3 giant steps away from the street, away from the curb.




Safety at the Light Rail Station





- **Be at the station 5 minutes before the train arrives**
- **Use marked crosswalks to get to the light rail stations**
- **Stand away from the edge of the platform**
- **Never run for the train**


Hello!
I'm Metro Man and this
is my friend Metro Mia.
We have safety tips for
all transit riders. Safety is
a responsibility
we all share!



Tracks are for
trains. Stay off and
stay safe!



Safety on the Bus



Use headphones or earbuds to listen to your stuff.



The best place to be is in your seat.



Keep your feet off the seats.



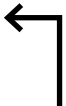
Say hello to the bus driver!




Have your fare ready!



Your drink should be in a spill-proof container.



Safety on the Rail



Stay clear of the doors

Stay seated or hold on until the train comes to a complete stop

Keep your belongings out of the aisles and off the seats

Keep your feet on the floor

Use earphones to listen to music or other electronics

Kindness on Bus & Light Rail

Metro Man & Metro Mia want you to sprinkle kindness when traveling around town by bus and light rail.




Passenger gives up their seat for someone else who needs it more.



Please, you first!


Kindness can be expressed in so many ways. Even small, simple acts can make a big difference.



It makes everyone feel good!



Get Off at Your Bus Stop





Signal the driver when you want the next bus stop.




Exit through the back door and watch your step.


Take 3 big steps away from the bus and stand safely in the Safe Zone.




Get Off at Your Light Rail Station



Train operators stop at every station, so stay alert and watch for your station.



Train doors open for a short time. Be ready to get off quickly and safely.



Take 3 big steps away from the train and stand safely in the Safe Zone.

