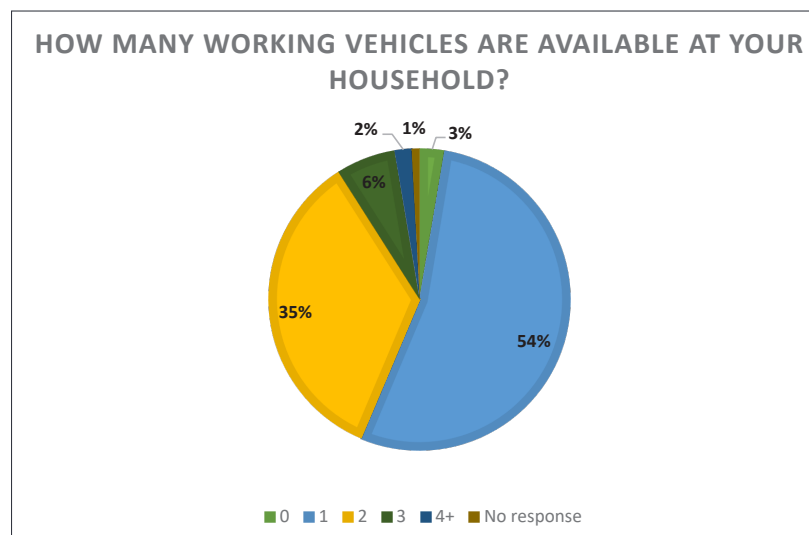


Northwest Valley Sun Cities Transit Implementation Study Survey Overview

The survey was available digitally via SurveyMonkey from March–May 2019. Hard copies were also distributed throughout the Sun Cities community.

Resident Demographics

- Of the residents in the Sun Cities polled, 76 percent were full-time residents, while 24 percent were part-time residents.

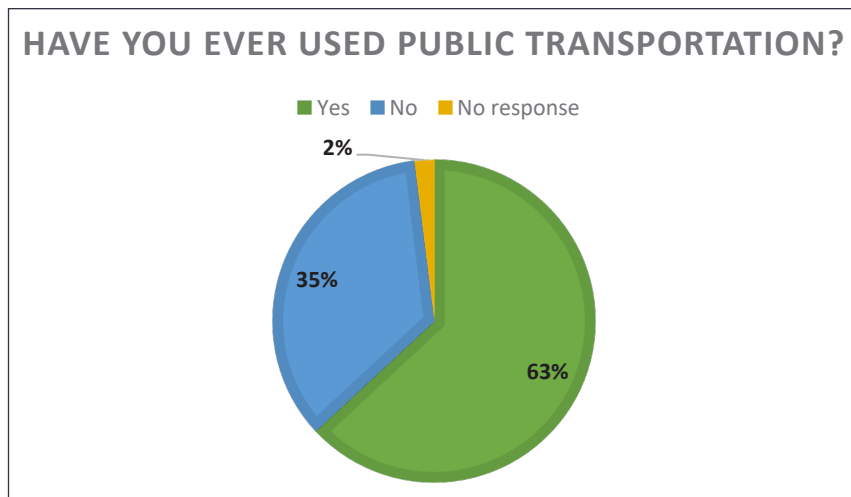


Survey Snapshot: Public Transportation Use

Sun Cities Residents Travel Needs

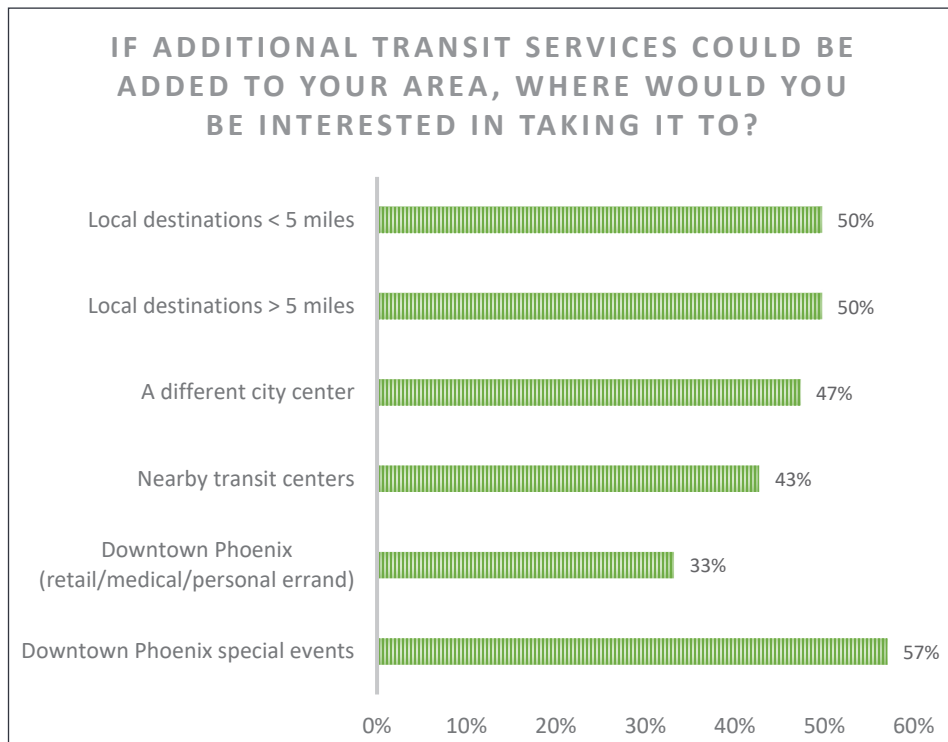
- 82 percent of respondents advised they drove an automobile “very often” (7+ times a week) or “often” (5–7 times a week). Driving a golf cart was the next closest response, with 21 percent indicating “very often” or “often”.
- As reported by Sun Cities residents “Shopping” and “Recreation/Social” were the most common trips, with 33 percent reporting they traveled “very often” or “often” for shopping needs, while 31 percent said they traveled for recreation/social needs.

Public Transportation & Community Concerns



Survey Snapshot: Public Transportation Use

- Overall, residents were most concerned that transit service was not close to their origin or destination (53 percent), and/or were unsure of current transit routes and schedules (42 percent). 38 percent reported no current concerns with public transportation.



Survey Snapshot: Public Transportation Use