

Valley Metro Accessibility Advisory Group (VMAAG) Meeting

April 25, 2019



Welcome and Introductions

Ron Brooks

Manager of Accessible Transit Services

Agency Business, Technology & Services

Valley Metro



Review of 3/28/19 Meeting Summary

Ron Brooks

Manager of Accessible Transit Services

Agency Business, Technology & Services

Valley Metro

Presentation on the Phoenix Referendum on the Future of Light Rail the

Brittany Hoffman

Public Information Specialist

Communications and Strategic Initiatives

Valley Metro



Anti-Light Rail Initiative



Light Rail Funding History

- Local voters approve early transit plans – 1996 (Tempe) & 2000 (Phoenix)
- County voters approve Prop 400 regional ½ cent tax – November 2004
- Phoenix voters approve Prop 104 (T2050) – August 2015



Light Rail Initiative

- City of Phoenix – not regional – initiative affecting:
 - South Central Extension/Downtown Hub
 - Northwest Extension Phase II
 - Capitol/I-10 West Extension
 - Any future expansion
- Filed by opponents of light rail – November 2018
- Phoenix City Clerk verified signatures – January 18, 2019
- Referred to citywide ballot – August 27, 2019

OFFICIAL TITLE

BUILDING A BETTER PHOENIX ACT AN INITIATIVE MEASURE

ADOPTING THE BUILDING A BETTER PHOENIX ACT, WHICH **AMENDS THE PHOENIX CITY CHARTER** BY ADDING CHAPTER XXVIII; TERMINATING CONSTRUCTION OF THE PHOENIX LIGHT RAIL EXTENSIONS; REDIRECTING THE FUNDS FROM THE TERMINATION OF ALL LIGHT RAIL EXTENSIONS PLANNED IN PHOENIX TO FINANCE INFRASTRUCTURE IMPROVEMENTS IN SOUTH PHOENIX AND THROUGHOUT THE CITY; AND EMPOWERING THE CITIZENS TRANSPORTATION COMMITTEE TO SOLICIT PUBLIC INPUT AND MAKE RECOMMENDATIONS WITH RESPECT TO THE INFRASTRUCTURE IMPROVEMENTS AUTHORIZED BY THIS ACT.

OFFICIAL TITLE

BUILDING A BETTER PHOENIX ACT AN INITIATIVE MEASURE

ADOPTING THE BUILDING A BETTER PHOENIX ACT, WHICH AMENDS THE PHOENIX CITY CHARTER BY ADDING CHAPTER XXVIII; **TERMINATING CONSTRUCTION OF THE PHOENIX LIGHT RAIL EXTENSIONS;** REDIRECTING THE FUNDS FROM THE TERMINATION OF ALL LIGHT RAIL EXTENSIONS PLANNED IN PHOENIX TO FINANCE INFRASTRUCTURE IMPROVEMENTS IN SOUTH PHOENIX AND THROUGHOUT THE CITY; AND EMPOWERING THE CITIZENS TRANSPORTATION COMMITTEE TO SOLICIT PUBLIC INPUT AND MAKE RECOMMENDATIONS WITH RESPECT TO THE INFRASTRUCTURE IMPROVEMENTS AUTHORIZED BY THIS ACT.

OFFICIAL TITLE

BUILDING A BETTER PHOENIX ACT AN INITIATIVE MEASURE

ADOPTING THE BUILDING A BETTER PHOENIX ACT, WHICH AMENDS THE PHOENIX CITY CHARTER BY ADDING CHAPTER XXVIII; TERMINATING CONSTRUCTION OF THE PHOENIX LIGHT RAIL EXTENSIONS; **REDIRECTING THE FUNDS FROM THE TERMINATION OF ALL LIGHT RAIL EXTENSIONS PLANNED IN PHOENIX TO FINANCE INFRASTRUCTURE IMPROVEMENTS IN SOUTH PHOENIX AND THROUGHOUT THE CITY;** AND EMPOWERING THE CITIZENS TRANSPORTATION COMMITTEE TO SOLICIT PUBLIC INPUT AND MAKE RECOMMENDATIONS WITH RESPECT TO THE INFRASTRUCTURE IMPROVEMENTS AUTHORIZED BY THIS ACT.

OFFICIAL TITLE

BUILDING A BETTER PHOENIX ACT AN INITIATIVE MEASURE

ADOPTING THE BUILDING A BETTER PHOENIX ACT, WHICH AMENDS THE PHOENIX CITY CHARTER BY ADDING CHAPTER XXVIII; TERMINATING CONSTRUCTION OF THE PHOENIX LIGHT RAIL EXTENSIONS; REDIRECTING THE FUNDS FROM THE TERMINATION OF ALL LIGHT RAIL EXTENSIONS PLANNED IN PHOENIX TO FINANCE INFRASTRUCTURE IMPROVEMENTS IN SOUTH PHOENIX AND THROUGHOUT THE CITY; AND **EMPOWERING THE CITIZENS TRANSPORTATION COMMITTEE TO SOLICIT PUBLIC INPUT AND MAKE RECOMMENDATIONS WITH RESPECT TO THE INFRASTRUCTURE IMPROVEMENTS** AUTHORIZED BY THIS ACT.

Potential Impacts

- Rejects federal and regional funding for rail
- Severely limits Phoenix role in regional transportation planning
- Impacts future transportation funding and regional mobility
 - Countywide transportation sales tax (Prop 400) expires 2025
 - Fastest growing county; one million more people expected by 2026
- Could impact air quality, endangering federal funds
- Puts any voter-approved transportation plan at risk

Light Rail Funding Sources

- **Federal Grants – FTA/CMAQ**
 - 45-55% of project costs
 - > \$3.5 billion
 - For fixed guideway/rail projects
- **Regional Transp Fund – Prop 400**
 - 20-25% of project costs
 - > \$1.5 billion
 - Dedicated to regional rail program; cannot be used for non-rail projects
- **City of Phoenix – T2050 Funds**
 - 20-25% of project costs



Connect Communities | Enhance Lives



- **Core values**

- Whatever it takes
- Team player
- Positive customer care

- **What we do**

- We plan, build, operate & maintain a safe, regional multi-modal transportation system.

- **How we succeed**

- Great customer service
- Fiscally responsible
- Community focus



Transit Ridership



Fiscal Years 2014-2018 Annual Ridership



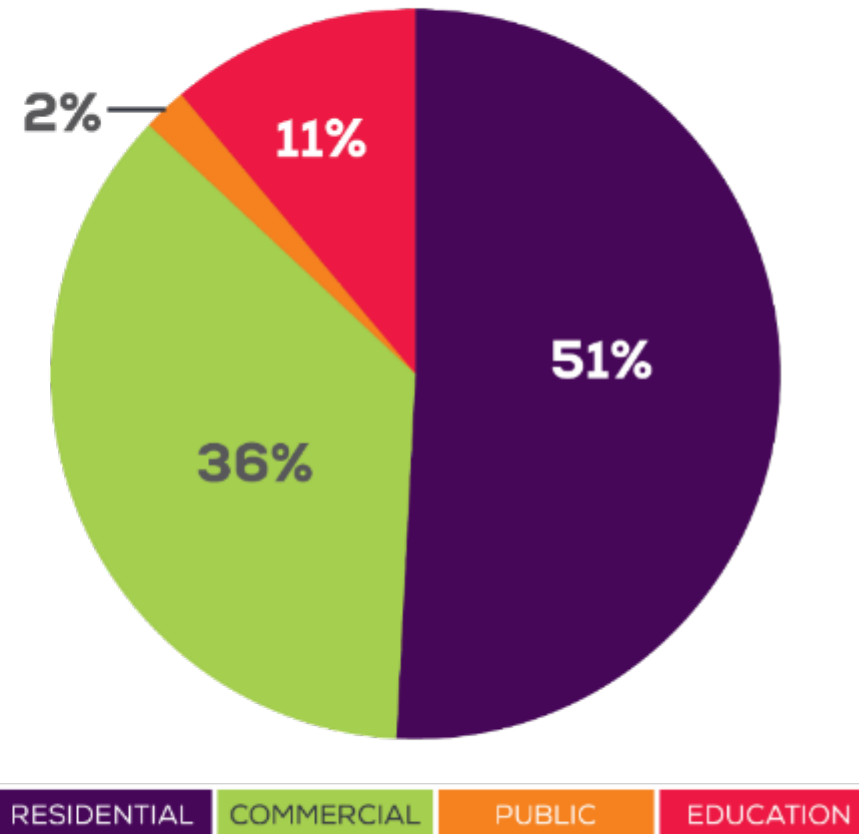
Economic Investment

Capital Investment

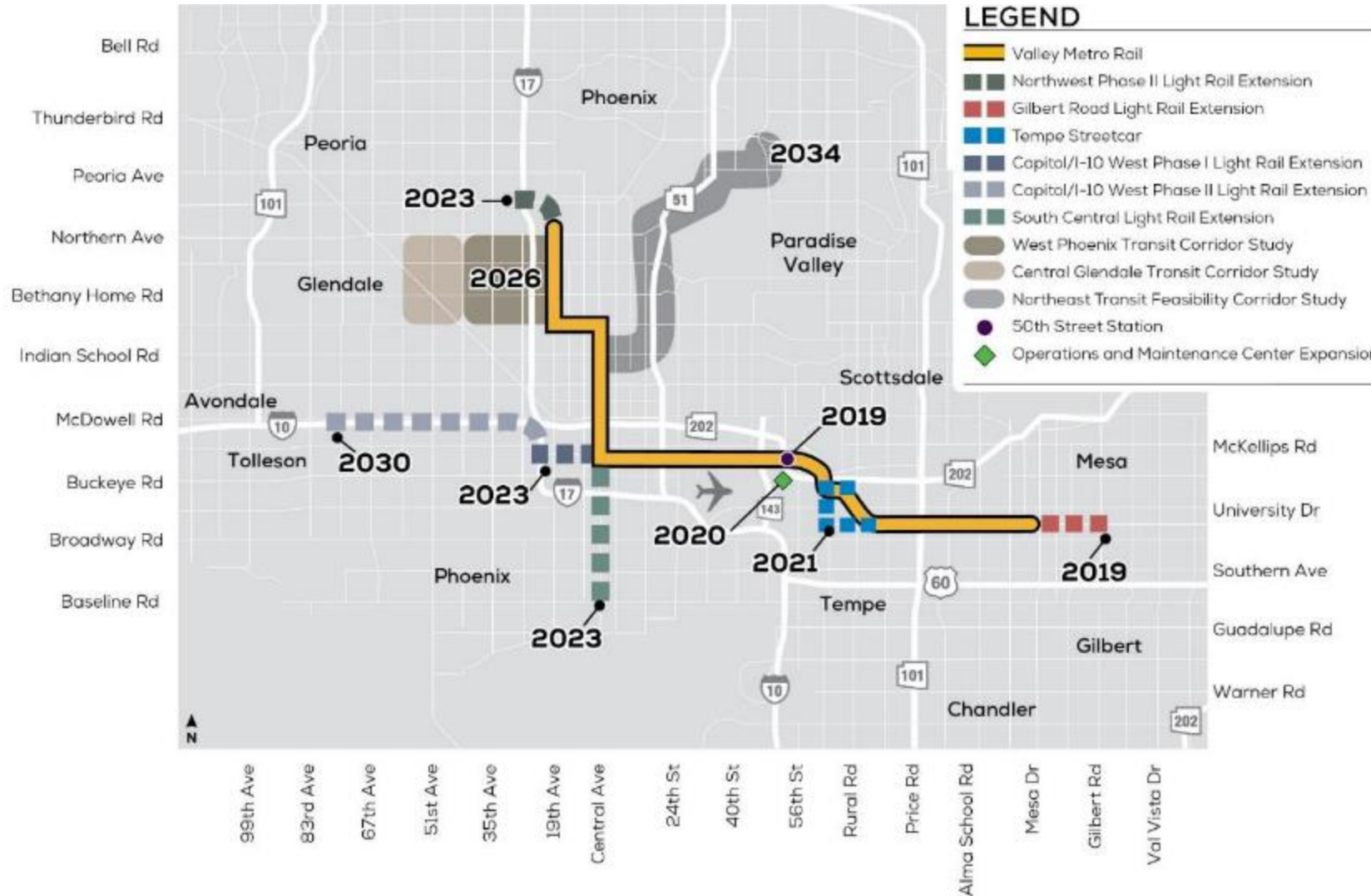
[billions]



Development Breakdown



Regional Light Rail System



Q&A
Thank you!



Summary of October 2019 Service Change Concepts and Timeline

Aaron Xaevier

Planner II

Capital and Service Development

Valley Metro



October Service Change Concepts and Timeline

April 2019



Route Modifications

- **Route 40 Main St:** Modify short trips to serve new Light Rail end of line at Gilbert Road/Main Street Transit Center instead of Mesa Drive/Main Street Station.
- **Route 81 Hayden Rd:** Change routing to serve additional activity areas, particularly at McDonald and Pima Rd.
- **Grand Avenue Limited:** Change end of line in Peoria to serve new Peoria Park and Ride.

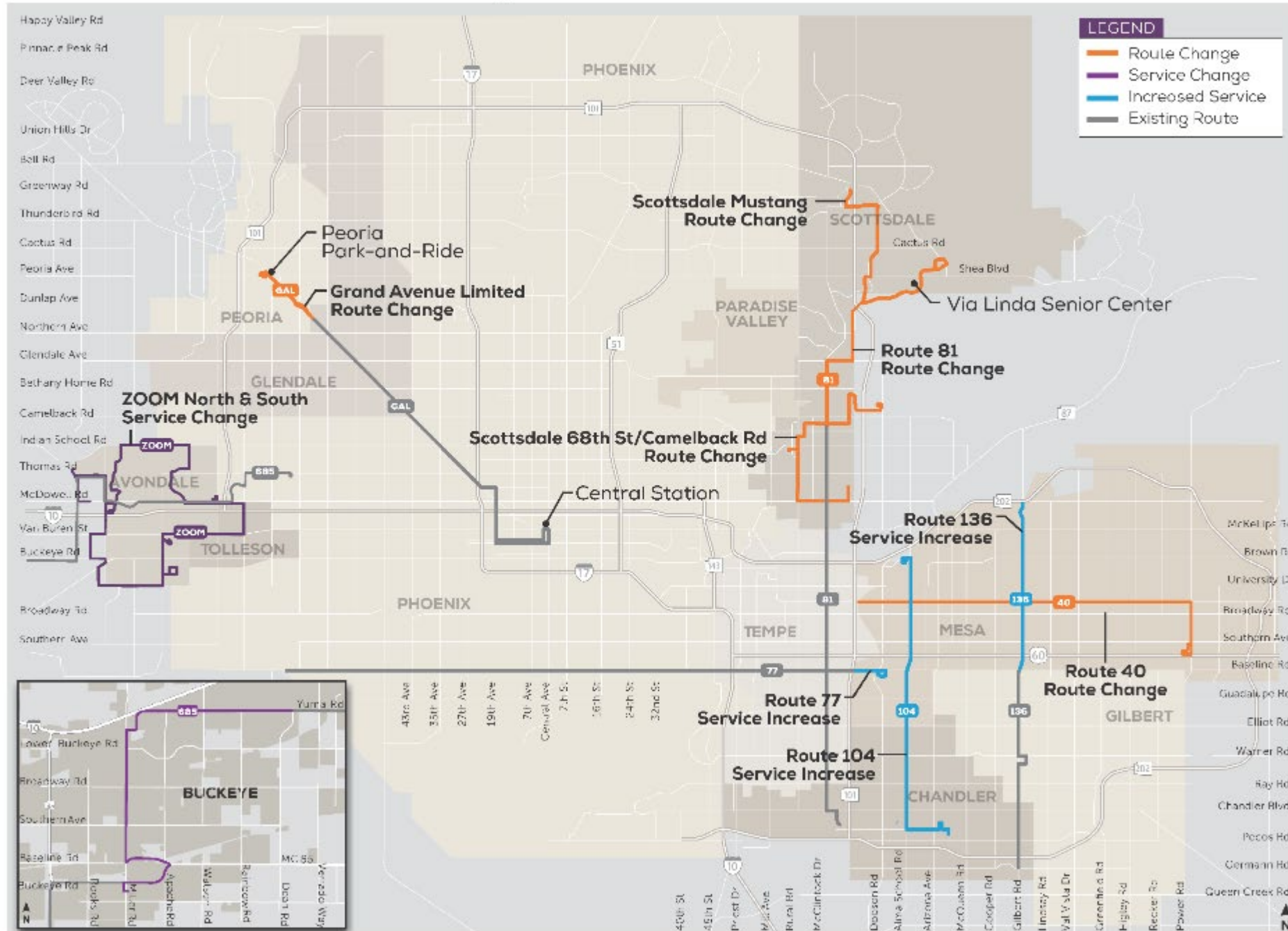
Route Modifications

- **Mustang Route:** In Scottsdale, potentially serve Via Linda Senior Center
- **ZOOM North and South:** Combining routes for a single, large loop with very similar coverage
- **68th St/Miller Road Route:** Change route to serve Montebello Ave

Schedule Adjustment

- **Route 77 Baseline Rd:** In Mesa, improve Saturday frequency to 30 minutes. Add Sunday service to match Saturday. Add one additional westbound weeknight trip.
- **Route 104 Alma School Rd:** In Mesa, extend weekday span, improve Saturday frequency and span, add Sunday service at Saturday service level. In Chandler, add weekday and Saturday evening trips.
- **Route 136 Gilbert Rd:** In Mesa, extend weekday span of service to 11 pm. Increase Saturday span of service to 6am-10pm, improve frequency to 30 minutes. Add Sunday service to match Saturday service
- **Route 685:** The final southbound short trip will be shifted from evening to midday

Proposed October 2019 Service Changes



Route 81/Hayden Rd Routing Change



Existing



Proposed



68th St/Camelback Road Routing Change



Existing



Proposed



Grand Avenue Limited Routing Change



Grand Avenue Limited Existing Route



Grand Avenue Limited Proposed Route



ZOOM North and South Routing Change



Current Routes



LEGEND

- Avondale ZOOM North
- Avondale ZOOM South

Proposed Route



Paratransit Service Implications

- **Increased weekday span along Route 77, Route 104 and in Mesa along Route 136 (Baseline Rd, Alma School Rd and Gilbert Rd corridors)**
- **Increased Saturday Span of service Route 104 and in Mesa Route 136 (Alma School Rd and Gilbert Rd corridors)**
- **Added Sunday service offerings in Mesa around route 77, 104 and 136 (Baseline Rd, Alma School Road and Gilbert Road corridors)**

October Service Change Timeline

- **Public Outreach: May 2019**
 - Webinar: May 15
 - Public Hearing: May 21
- **August Board Meeting: Approval**
 - RTAG: July 9
 - TMC: August 7
 - Board: August 22

Questions or Comments?



Thank You



Accessible Transit Service Updates

Ron Brooks

Manager of Accessible Transit Services

Agency Business, Technology & Services

Valley Metro



Accessible Transit Services Update

Service Statistics-Through February, 2019

Program Eligibility and Enrollment

ADA Paratransit Eligibility Assessments Conducted	3,558
ADA Eligibility Determinations Issued	3,558
Non-ADA Dial-a-Ride Customers Enrolled	153
Reduced Fare Customers Enrolled	1,413
ADA Platinum Pass Customers Enrolled	811
RideChoice Customers Enrolled	972

Accessible Transit Services Update

Service Statistics-Through February, 2019

- RideChoice Transportation Provided

Chandler	4,954
Fountain Hills	291
Gilbert	2,337
Maricopa County	1,518
Mesa	19,005
Surprise	9,730
Tempe	5,365
Total	43,200

Accessible Transit Services Update

Service Statistics-Through February, 2019

- Paratransit Call Center Statistics

Reservations and ETA Calls	339,274
Average Speed to Answer	0:40
Average Talk Time	2:40
% of Calls Answered within 2 minutes	90.8%
% of Calls Abandoned	4.0%

Accessible Transit Services Update

Service Statistics-Through February, 2019

- Paratransit Service Statistics

Trips Provided	304,912
% of Trips On-Time	93.5%
Trips Excessively Late or Missed	0.8%
Passengers per Revenue Hour	1.32
Valid Complaints Received	548
Complaints/1,000 Trips Provided	1.77

Other Items and Announcements – All



Invitation for Comments from The Public

Members of the public are invited to provide comments on any non-agenda items.

Each speaker is limited to two minutes, and comments must be relevant to the accessibility of Valley Metro programs and services.



Next Meeting

Thursday, May 23, 2019

2:30 – 4:00 PM

Ability360

5025 E. Washington Street

Suite 200 – Board Room

This will include our monthly meeting and a tour of the new 50th Street Station.



Meeting Adjourned

